

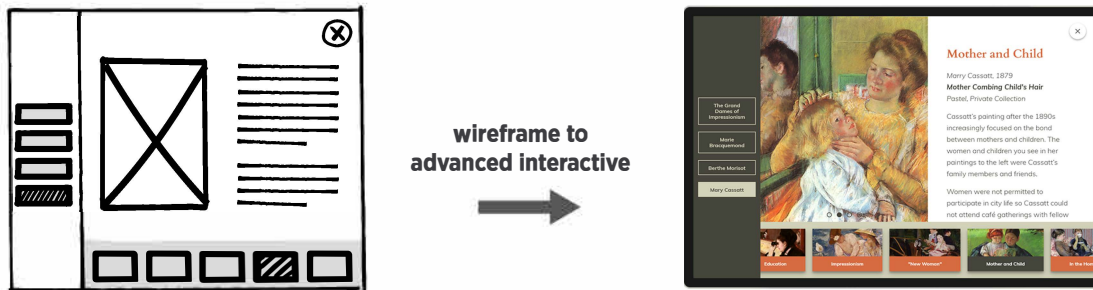
# Wireframing Starter Pack

## What are Wireframes?

Wireframes are a tool used by designers to understand the basic structure and function of an app. Wireframes are often constructed using simple black and white shapes.

## Why do we use Wireframes?

Wireframing is a great way to figure out high-level page layouts and user flows, like a storyboard. As a way to help you wireframe quickly and simply, without getting too hung up on the visuals, we've created some assets for you to pull from for your next wireframe exercise.



## How to create a wireframe:

**Step 1** - Determine which pages you plan to include in your application (***Pro tip:** create a Site Map or a diagram listing all your application's pages*). Commonly used application pages are attract screens, gallery pages, and content detail pages.

**Step 2** - Next, think about the elements on each page: Titles, subtitles, body text, media, buttons, navigation etc. Now arrange these elements on the page. Review page 2 for several wireframe examples aligned to some CultureConnect interactives to help you create apps for our platform, or use these as inspiration for your own apps.

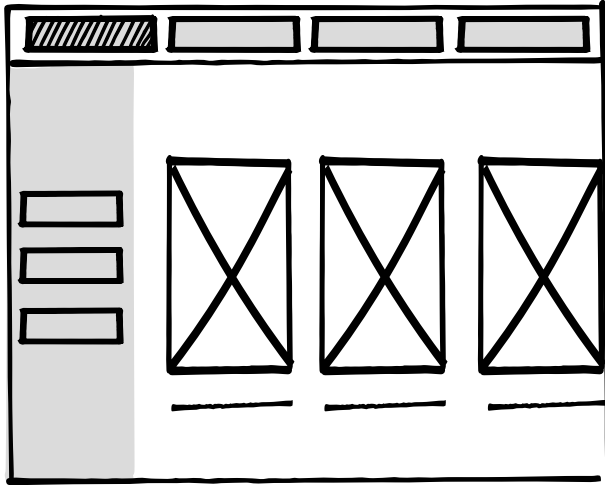
**Step 3** - Assemble your wireframe with the elements on page 3. You can do this a few ways:

- Drag and drop elements in the Powerpoint version.
- Open the PDF version in your preferred design program (such as Adobe Illustrator).
- Print out and cut out the shapes for an analog process.

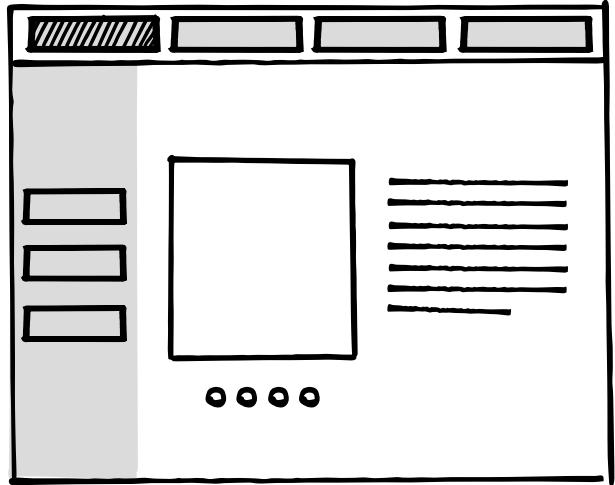
***Pro tip:** Try several different wireframes for the same page. Moving the elements around may inspire you to tell the story in a new and exciting way.*

Visit [cultureconnectme.com/wireframing-starter-pack/](https://cultureconnectme.com/wireframing-starter-pack/) to read more about this kit

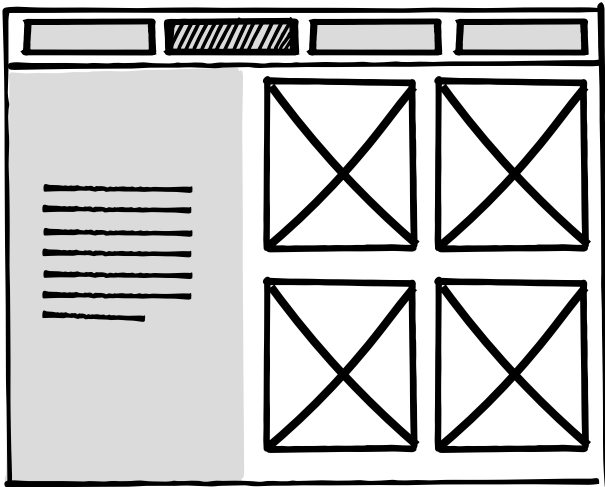
Column Scroll, Stop List




Standard Template Detail Page with equal proportion text and media container. Left side navigation.



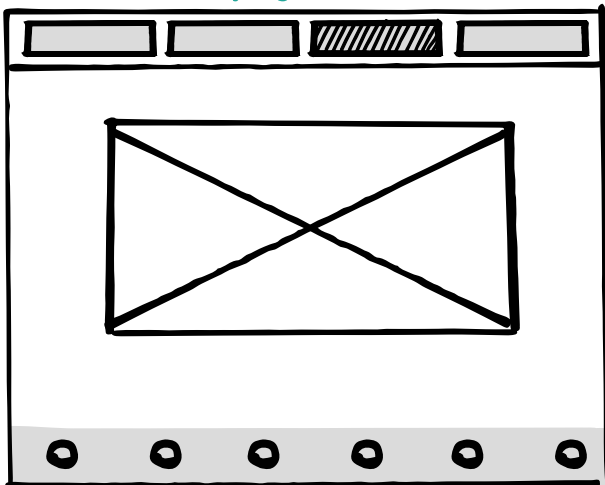
Masonry Stop List with Intro Panel



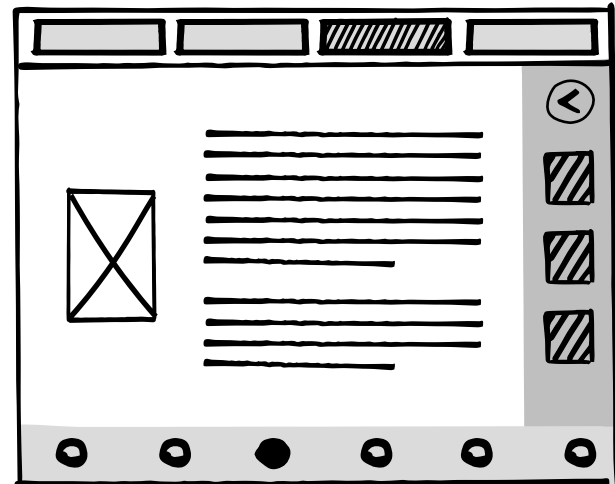
Video Template Detail Page, includes caption




Bottom Scroll on Entry Page



Standard Template Detail Page with larger text container and "learn more" buttons on right side



Buttons



Text Blocks






Image Containers



Shading



Screen Outlines

